

Sealed Lead-Acid Batteries

SLA1116

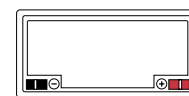
Capacity Specifications

Cut-off Voltage	20 Hr Rate (0.90 A)	18.0 Ah
1.75 v/c @ 25°C	10 Hr Rate (1.60 A)	16.0 Ah
1.70 v/c	5 Hr Rate (2.9 A)	14.5 Ah
1.55 v/c	1 Hr Rate (9.8 A)	9.8 Ah
	Bloc	Per Cell
Charge Voltage (constant)	Float	13.5~13.8
	Cycle	14.4~14.7
Discharge Current Amps (5 seconds maximum)	250	
Discharge Current Amps (maximum continuous)	80	
Max. Charge Current	5.1 A	
Approx Final Charge Current (2.25 v/c Float)	0.03 (30 mA)	
Approx Final Charge Current (2.45 v/c Cycle)	0.15 (150 mA)	
Terminal Type	Type C / (E optional)	
Self Discharge	9 months @ 21°C	
Case Material	ABS – Gray* or Black	

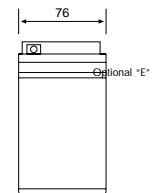
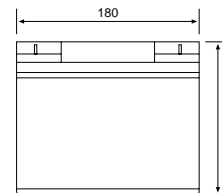
Due to changes in the manufacturing processes, specifications may change without notice.
*Gray option is Flame Retardant ABS.

Technical Specifications

Nominal Voltage	12V
Nominal Capacity	18.0 Ah (20 Hr Rate)
Dimensions	Length: 180 mm
	Width: 76 mm
	Height: 167 mm
Total Height/Terminal:	167 mm
Weight	Approx 6.2 Kg



Unit: mm (±0.50)



Optional E

Actual Wattage / Ampere Capacity at Various Discharge Times (Volt per Cell @ 25°C)

Cut Off Voltage	Time	5 Min.	10 min.	15 min.	30 min.	45 min.	60 min.
		1.75 v/c	W	107.4	72.33	55.6	33.79
25°C	A	61.37	41.33	31.77	19.31	14.1	11.3
1.67 v/c	W	104.79	72.16	55.31	33.48	25.05	20.04
25°C	A	62.75	43.21	33.12	20.05	15.0	12.0
1.60 v/c	W	116.8	73.76	54.72	32.19	24.37	19.33
25°C	A	73.0	46.1	34.2	20.12	15.23	12.08